

## LIMITED LIFETIME WARRANTY

NOKA warrants the original purchaser of this product against any defects in material or workmanship under normal use. The warranty does not extend to any subsequent purchaser or owner. The warranty is void upon any sale or transfer of ownership or use by other person. NOKA warrants its products for the period commencing upon the date of purchase and continuing for the following specified period of time after that date:

Metal Frame: Limited Lifetime Warranty

Non-Metal/Metal parts: One year Limited Warranty

This warranty does not cover failures due to user negligence, misuse of the product, improper operations and unauthorized modifications. The warranty does not extend to the normal wear and tear of the non-durable components, such as rubber accessories, casters, and grips, which are subject to normal wear and need periodic replacement.

For warranty service, please contact the dealer from whom you purchased your product. In the event of a defect covered by this warranty, we will, at our option, repair or replace the device. This warranty does not include any labor or shipping charges incurred in replacement part installation or repair of product.

DO NOT return any products to our office without prior consent.

The foregoing warranty is exclusive and in lieu of other express warranties, if any, including the implied warranties of merchantability and fitness of a particular purpose. The remedy for any violation of the implied warranty shall be limited to repair or replacement of the defective product pursuant to the terms contained herein. NOKA shall not be liable for any consequential or incidental damages whatsoever.

[www.nokamedical.com](http://www.nokamedical.com)

Made in China



## Walker With Wheels



### Important Safety Notice

This device was built to exacting standards and carefully inspected to provide support, increase stability and provide assistance while walking.

Max Weight Capacity of 300 lbs

## INSTRUCTIONS

- ▶ Align the middle of your foot with the back legs of the walker.
- ▶ Lift the walker up and place it in front of you, making sure all four legs remain steady on the floor.
- ▶ Start walking, one step at a time.



Push button provides audible click when locked






Height adjustable

## HEIGHT ADJUSTMENT

- ▶ Stand with your arms hanging loosely at your sides.
- ▶ The walker hand grips should be at the height of your wrists.
- ▶ The walker should be adjusted with push buttons and holes on all four legs.
- ▶ Push the button with your thumb and adjust to the correct hole height.
- ▶ Repeat this adjustment for all four walker legs making sure that the walker is level.

- ▶ Make sure that each push button is locked in place after the height is adjusted.



## PRECAUTIONS

- ▶ Be aware of obstacles on your walk way.  
Wear shoes or slippers with rubber or other non-skid soles. **DO NOT** wear shoes with heels or leather soles.
- ▶ Use NOKA accessories only. Use of other manufacturers' accessories can result in improper fit and risk fall and/or injury.
- ▶ Do not use on stairs or escalators.
- ▶ Check the tips and wheels of your walker daily and replace them if they are worn.
- ▶ Keep space between you and your walker, and keep your toes inside your walker. Stepping too close to the front or tips or wheels may make you lose your balance.